

Name _____



Kindergarten Homework

Week of: December 3-7, 2018



Please review the alphabet and sounds with your child every day.

Please also review the calendar and the number dates on the calendar.

Please remember to return HW Folder, Book Baggie and HW Notebook on Mondays.

Sight Word focus:

I

Like

To

My

Have

Can

You

Monday

Begin to fill in December calendar dates on a daily basis.

Fill in the provided sheet with three details from the story you read label and tell someone about your details. Complete the sight word **have** work sheet

Read every night minimum fifteen minutes and fill out reading log sheet

Tuesday

Continue to fill in December calendar dates on a daily basis.

HW Notebook After reading your book tell two details about what you read. Complete the sight word **can** worksheet.

Read every night minimum fifteen minutes and fill out reading log sheet

Wednesday

Continue to fill in December calendar dates on a daily basis.

Complete the sight word **you** worksheet

Read every night minimum fifteen minutes and fill out reading log sheet

Thursday

Continue to fill in December calendar dates on a daily basis

The book you read tonight, create an illustration of the setting, label all the different parts you created HWN

Read every night minimum fifteen minutes and fill out reading log sheet

Friday

READ, READ, READ!!

Classroom News

- ❖ Homework Packets are distributed every Monday and checked the following Monday. Please keep book baggies, homework journal and any packets at home until the following Monday.
- ❖ Parent Engagement Tuesdays 2:40-3:20
- ❖ Lrichar22@schools.nyc.gov/JCollymore@rclcps38/Scaraig4@schools.nyc.gov Kindergarten Team



Reading Log

The more you read, the smarter you get!

Name: _____

Grade: _____ Room: _____

1 Step = 15 Minutes of Reading. Count Steps, not Books.

ATTENTION HOME COACHES: Please sign only if you heard or saw the student reading.

Step #	Write <u>one</u> title down for every 15 minutes you read.	Level	Date	Coach's Signature	Home




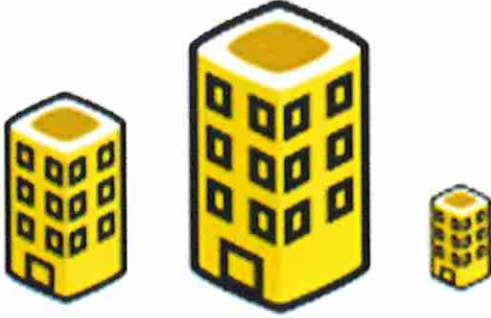


Total # of Steps to date = _____. This number divided by 4 = _____ Total Hours of Reading
please indicate which Steps the reader read at home with an asterisk (*) in the "Home" column.



Learning Measurement

Worksheet 1: Which is the Tallest?

Parents, help your child to identify which picture is the tallest in each box and circle it.

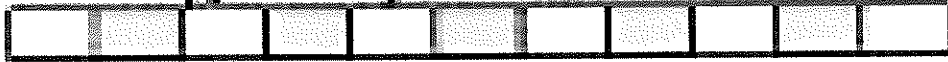
	
	
	

Measure the Crocodiles

Using a ruler, measure the length of each crocodile in blocks.



_____ blocks long




_____ blocks long



_____ blocks long



_____ blocks long



_____ blocks long



_____ blocks long



Copyright © 2000 by The McGraw-Hill Companies, Inc.

month _____

year _____

SUNDAY MONDAY TUESDAY WEDNESDAY THURSDAY FRIDAY SATURDAY

SIGHT
WORD can

Name: _____

trace

write

color

can

can

circle

when we can your
your can when when
can your can
when can we your can

Glue

--	--	--


Cut

n

c

u

a



Sight Words Worksheet

Let's Learn the Word "have"

Name _____

A large, hollow outline of the word "have" in a simple, rounded font, designed for tracing practice.	A simple line drawing of a young girl with pigtails, wearing a dress, holding a fluffy cat. Below the illustration is the text "Do you have a cat?".
--	--

1. Trace the word.

have have have

2. Circle the word in the sentences.

What do you have?

I have to go home.

3. Finish the sentence below.

I _____ a nice bike.

you

Name: _____

1 Color it. Trace it.

you you you

2 Find and circle it.

you yak you you
you you you
you you tub

r	d	y	o	u	r
y	o	u	h	e	y
a	t	y	o	u	e
p	y	o	u	p	u
g	t	h	y	o	u

3 Connect it. Trace it. Write it.

y h p
t o u

you
you

4 Put in a sentence.

I love _____